



# MANITOWOC CALUMET LIBRARY SYSTEM

---

• SERVING THE LIBRARIES BETWEEN THE LAKES •

# Using the APP

Is a snap



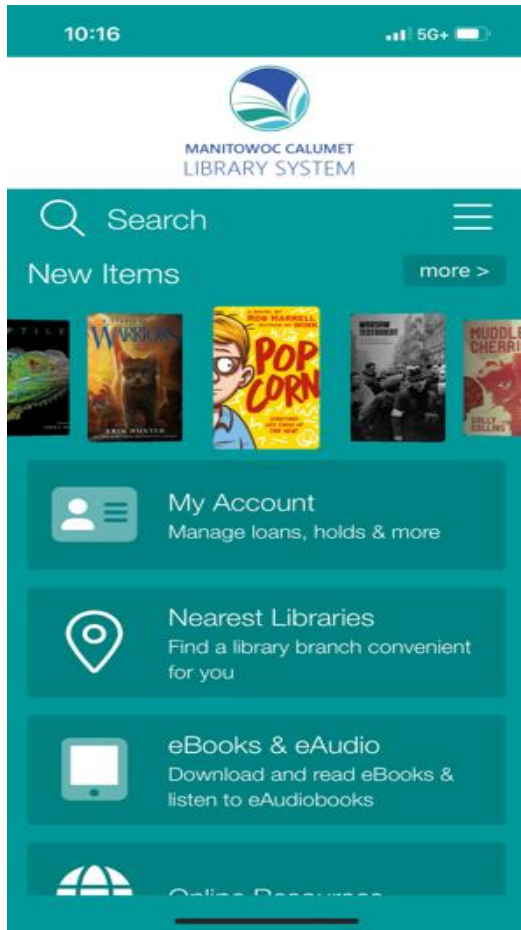
shutterstock · 725930761

# FINDING THE APP



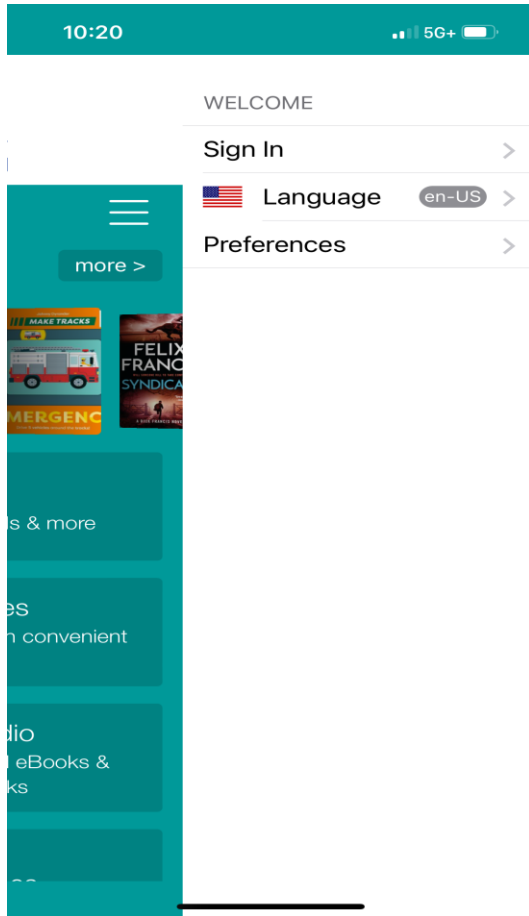
- ▶ Search in your app store for “MCLS Mobile - WI” with the logo as the pictured here.
- ▶ Load and open this FREE app.

# HOME PAGE



- ▶ At this home page you will want to login.
- ▶ Tap on the three lines in upper right-hand corner.

# HOME PAGE LOGIN



▶ Tap on sign in option.

# HOME PAGE LOGIN

10:20 5G+



MANITOWOC CALUMET  
LIBRARY SYSTEM

Scan Barcode

Borrower number

Continue

If you aren't sure of your login details, please  
contact a staff member in your local branch



- ▶ You can scan your barcode or type it in manually.
- ▶ Tap on continue to get to the next screen.

# HOME PAGE LOGIN



## Sign In

23128000067712

PIN


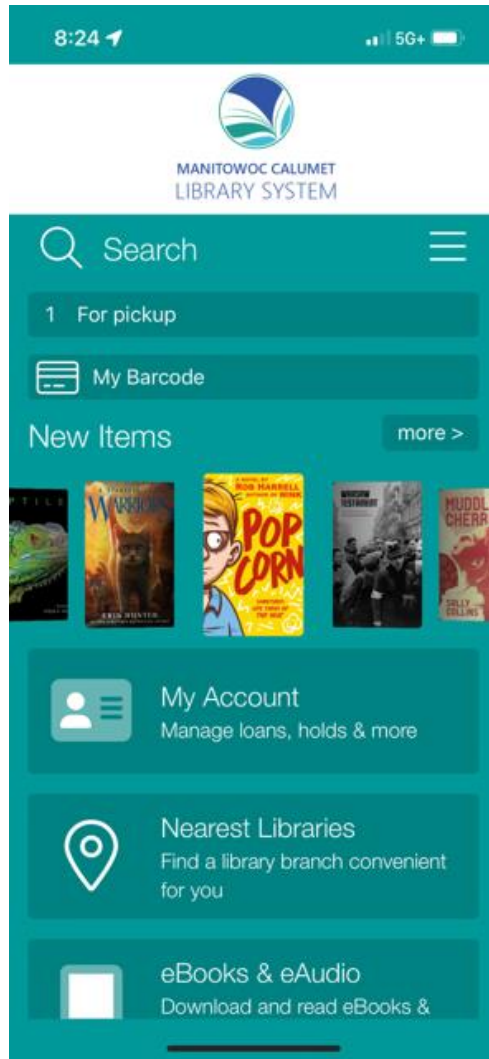


Login

If you aren't sure of your login details, please contact a staff member in your local branch

- ▶ Next, you will need to type in your PIN. This is typically the last four digits of the phone number attached to the account, unless you assigned a unique PIN.
- ▶ Tap on login.

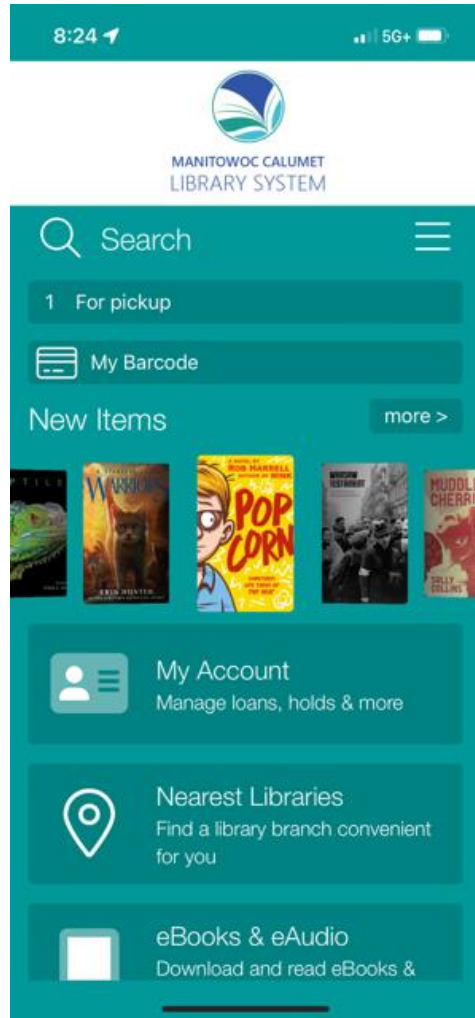
# HOME PAGE



- ▶ After logging in, you can immediately see from home page that this patron has a hold ready to be picked up.

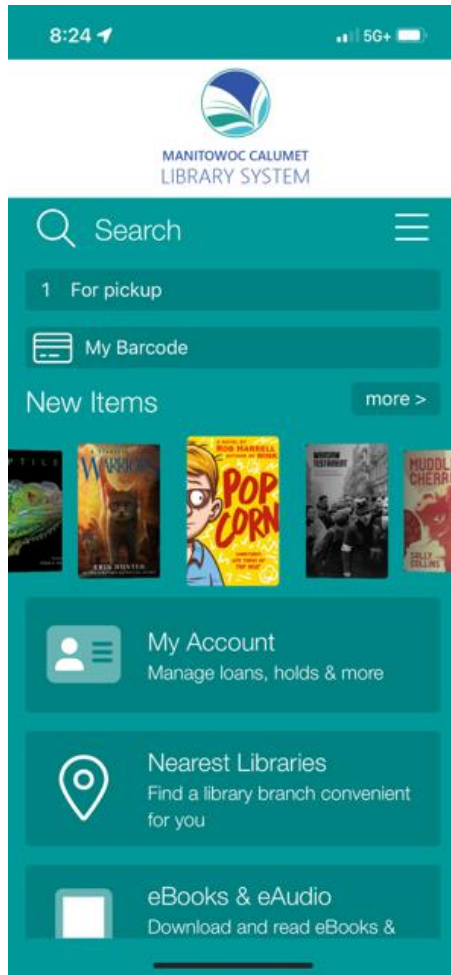


# HOME PAGE - LIBRARY BARCODE



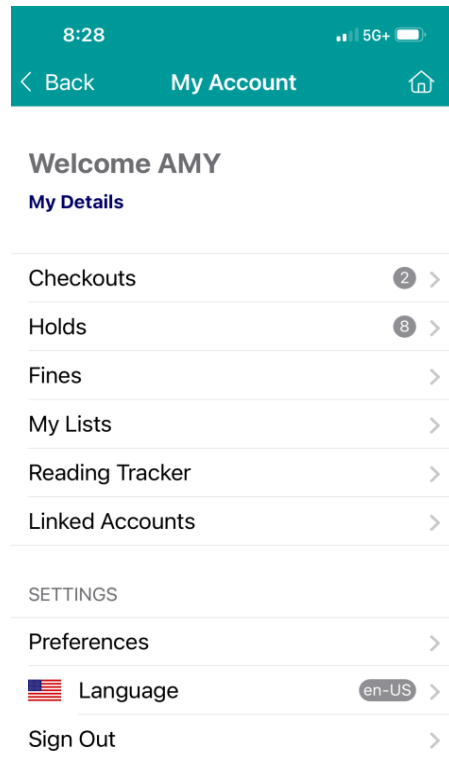
- ▶ After you login, your library card is automatically found here for easy access at checkout.
- ▶ You no longer need to carry your library card in your wallet.

# HOME PAGE - MY ACCOUNT



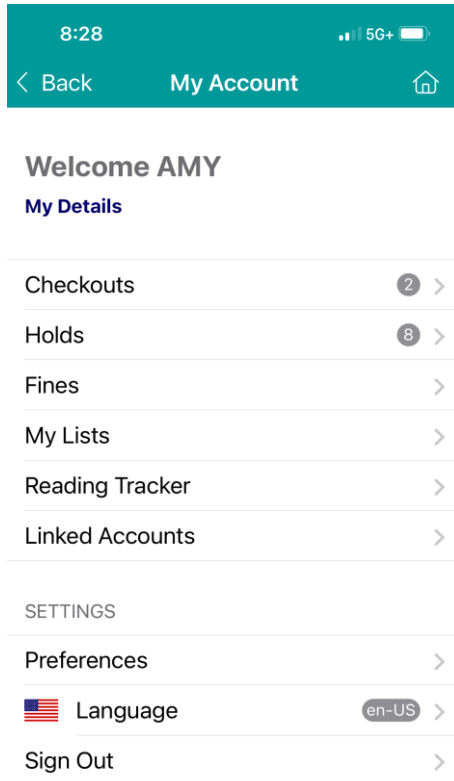
▶ You can access your account.

# MY ACCOUNT



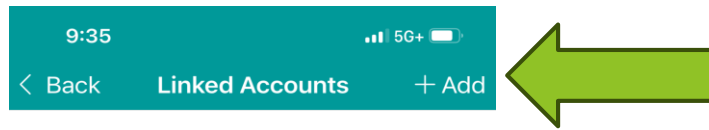
- ▶ You can see how many items you have checked out and by tapping on that line it will show you the titles.
- ▶ You can see what titles you have on hold by tapping on the holds line.
- ▶ You can see more information by tapping on the line that corresponds to what you are looking for.

# MY ACCOUNT - LINKED ACCOUNTS



- ▶ Tap on the linked accounts line to add other household members' library cards to the app. For example, add a spouse, partner, or child that has given you permission to have access.

# LINKED ACCOUNTS



LINKED ACCOUNTS  
No other accounts specified

▶ Tap on add.

# LINKED ACCOUNTS

9:40 5G+

×

Link Account

Scan Membership Card

Borrower number

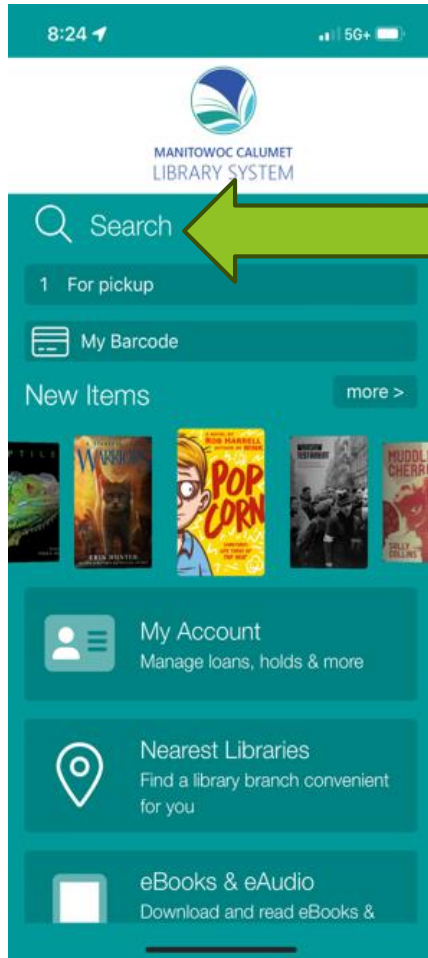
PIN

Link

If you aren't sure of your login details, please contact a staff member in your local branch

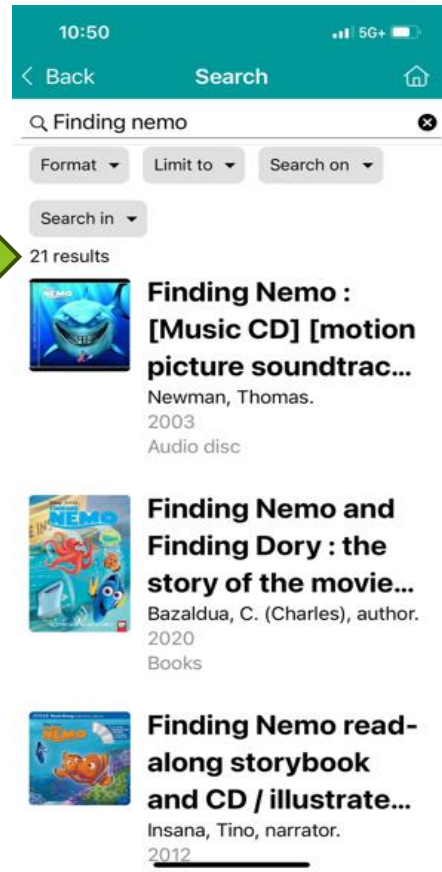
- ▶ Here you can scan or type in another barcode. You will also have to add the PIN for that account.
- ▶ After supplying the required information be sure tap on Link to finish the process.

# HOME PAGE - SEARCHING MATERIAL



- ▶ When you tap on the word 'search' the keyboard will come up and you can type in the title you are looking for.

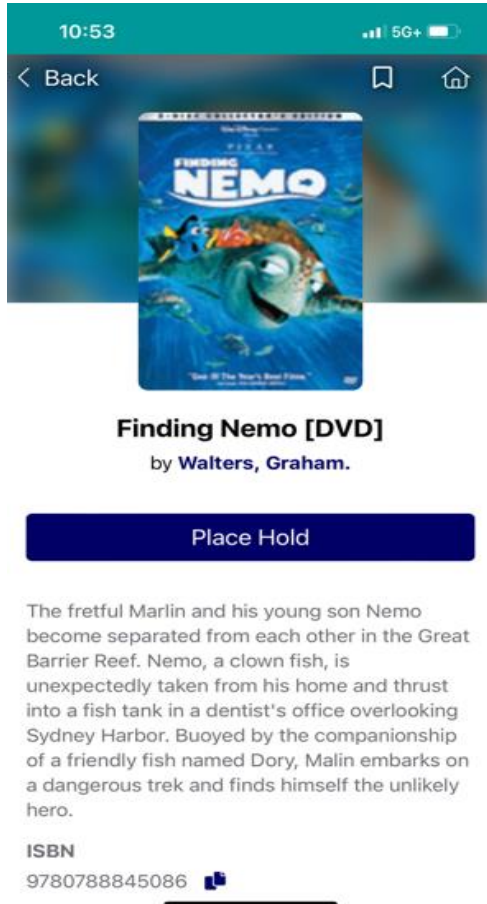
# SEARCHING MATERIAL



- ▶ As you can see there are 21 results.
- ▶ You can scroll up and down until you find the item you want.
- ▶ Click on the title you want.

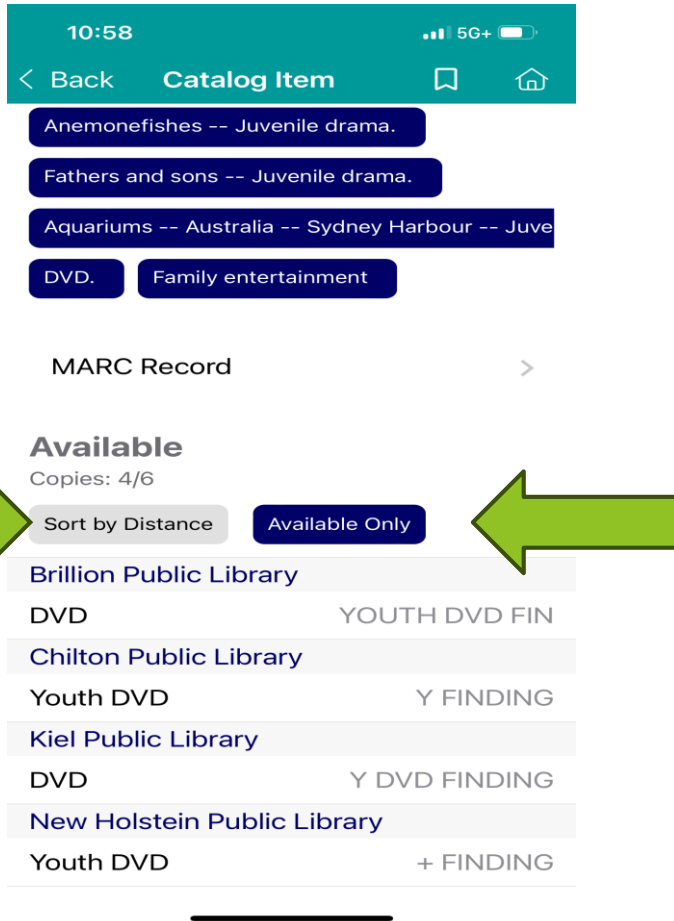


# SEARCHING MATERIAL



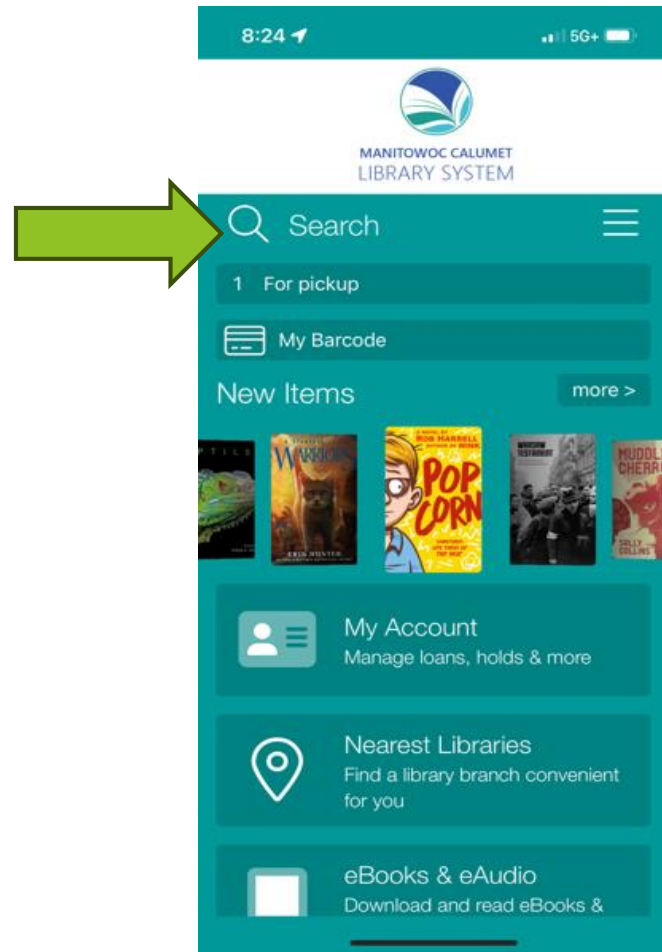
- ▶ Because you are logged into the app, you can tap place hold to have a library set it aside for you.
- ▶ You will be notified when it is ready for pickup.

# SEARCHING MATERIAL



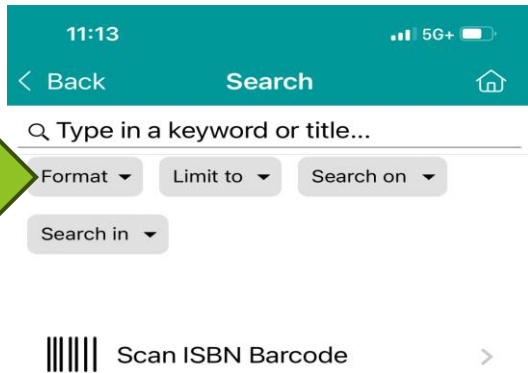
- ▶ At the 'place hold' screen, you can scroll down and see which libraries own it and if it is available or not.
- ▶ Right now, you are only seeing which copies are available. If you tap on the blue bubble that says 'available only' you will then see all copies, even if they are checked out.
- ▶ You can also sort the list by distance to the library if you want to drive to get it immediately.

# HOME PAGE - SEARCHING MATERIAL



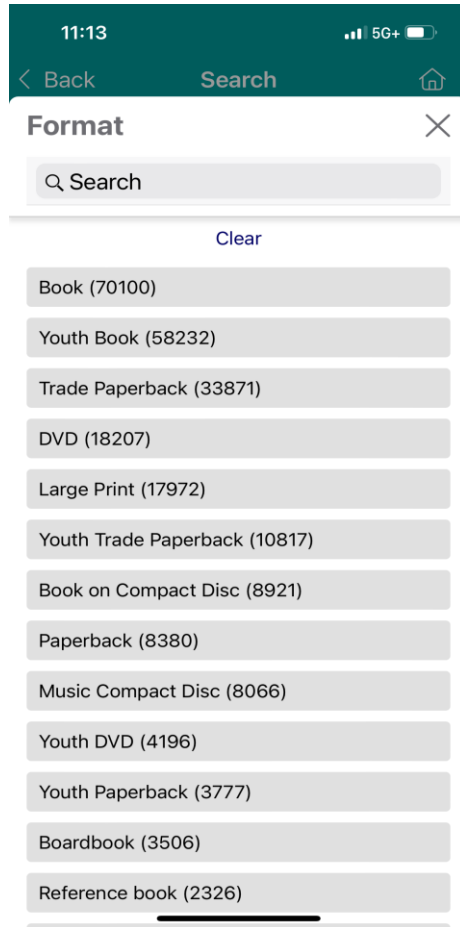
► If you tap on the magnifying glass.

# SEARCHING MATERIAL



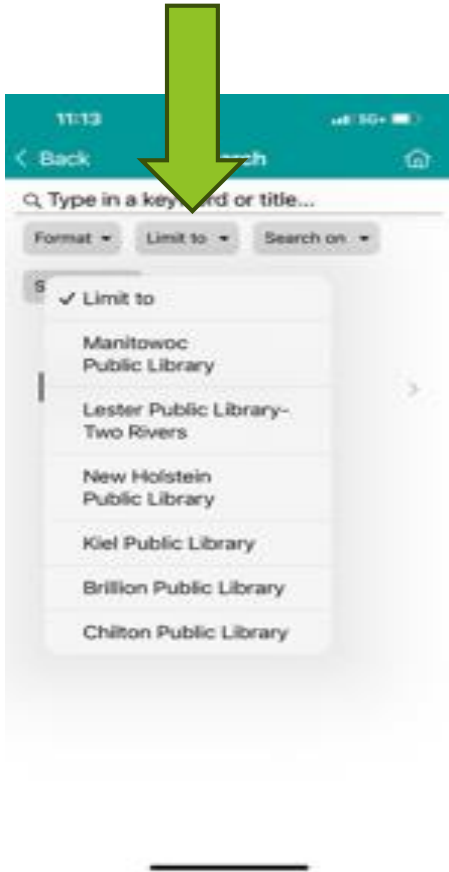
- ▶ You can type in keyword or title and then limit the search in various ways.
- ▶ When you tap on format...

# SEARCHING MATERIAL



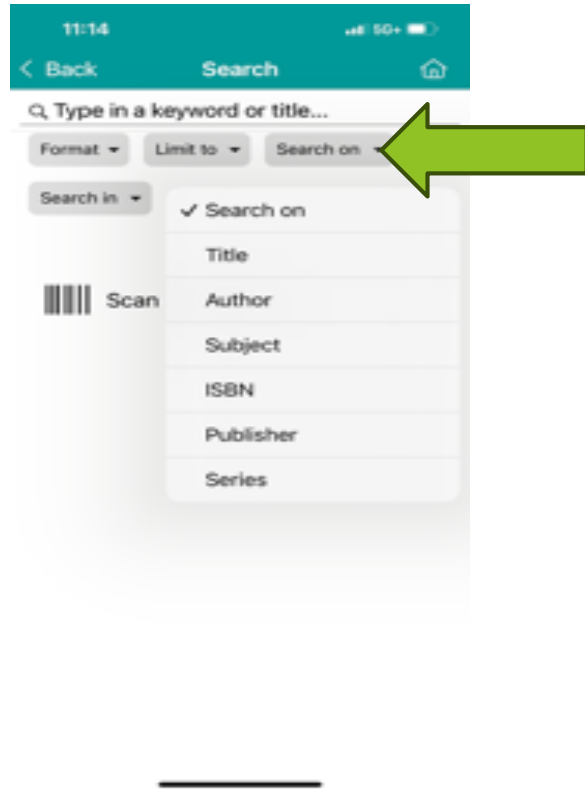
- ▶ You can limit based on format from the list provided. Scroll down to see them all.

# SEARCHING MATERIAL



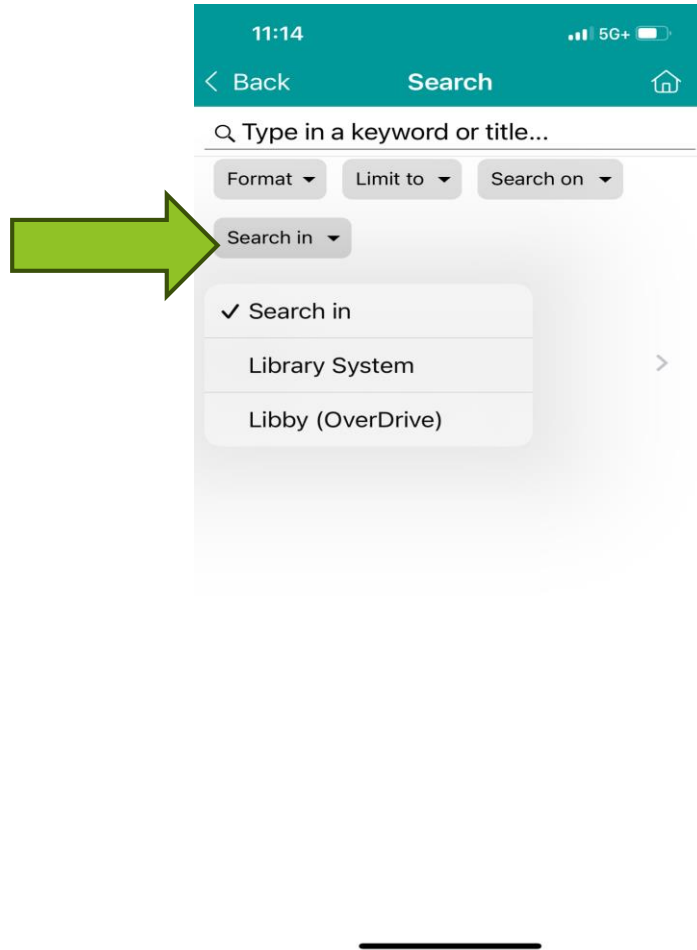
- ▶ You can limit the search to a specific library.

# SEARCHING MATERIAL



- ▶ You can limit the search based on the information you have available (i.e. title, author, subject, ISBN, publisher, series).

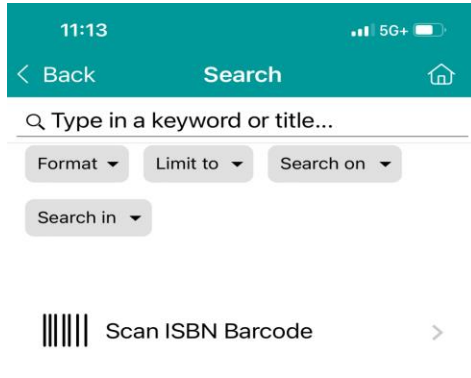
# SEARCHING MATERIAL



- ▶ You can limit the search in depending if you want to look for the physical item in the system or the electronic item in Libby.

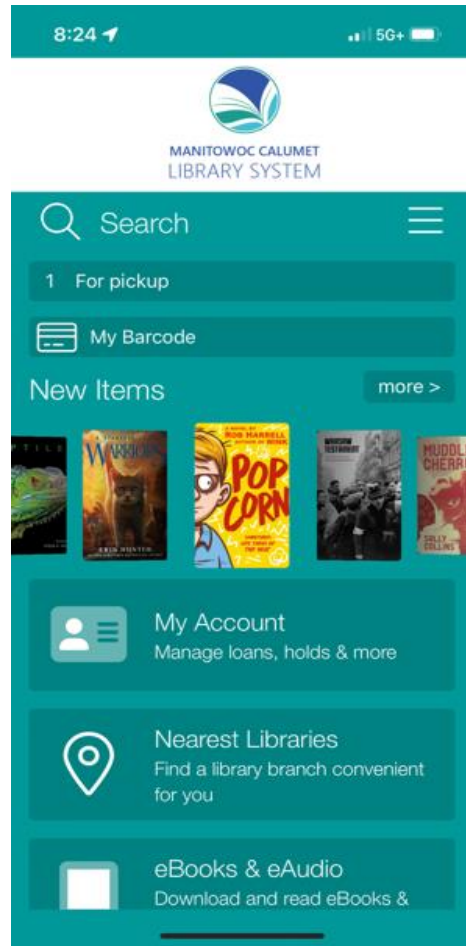


# SEARCHING MATERIAL



- ▶ If you have it, you can also search by scanning the ISBN barcode.

# HOME PAGE - NEAREST LIBRARIES



- ▶ Tap on nearest libraries to see names and addresses of the libraries within the Manitowoc Calumet Library System.

# NEAREST LIBRARIES



**Manitowoc Public Library** >

223 feet Closed. Opens today at 9:00 AM

**Lester Public Library** >

5.68 miles Closed. Opens today at 10:00 AM

**Brillion Public Library** >

21.1 miles Closed. Opens today at 10:00 AM

**Kiel Public Library** >


22.4 miles Closed. Opens today at 9:00 AM

**New Holstein Public Library** >

23.8 miles Closed. Opens today at 9:00 AM

**Chilton Public Library** >

25.3 miles Closed. Opens today at 10:00 AM



▶ It provides the distance to the library from where you are accessing the app.

▶ It tells you if the library is open, or when it will open.

# NEAREST LIBRARIES

9:07 5G+

< Back Chilton Public Library

### Opening Hours

Monday	10:00 AM - 8:00 PM
Tuesday	10:00 AM - 8:00 PM
<b>Wednesday</b>	<b>10:00 AM - 8:00 PM</b>
Thursday	10:00 AM - 8:00 PM
Friday	10:00 AM - 6:00 PM
Saturday	10:00 AM - 1:00 PM
Sunday	Closed

The mission of the Chilton Public Library is to provide access to an expanding world of information to help meet the informational, recreational, cultural and educational needs of our users.

### Location

221 Park St.  
Chilton, WI 53014

View on map >

Get Directions >

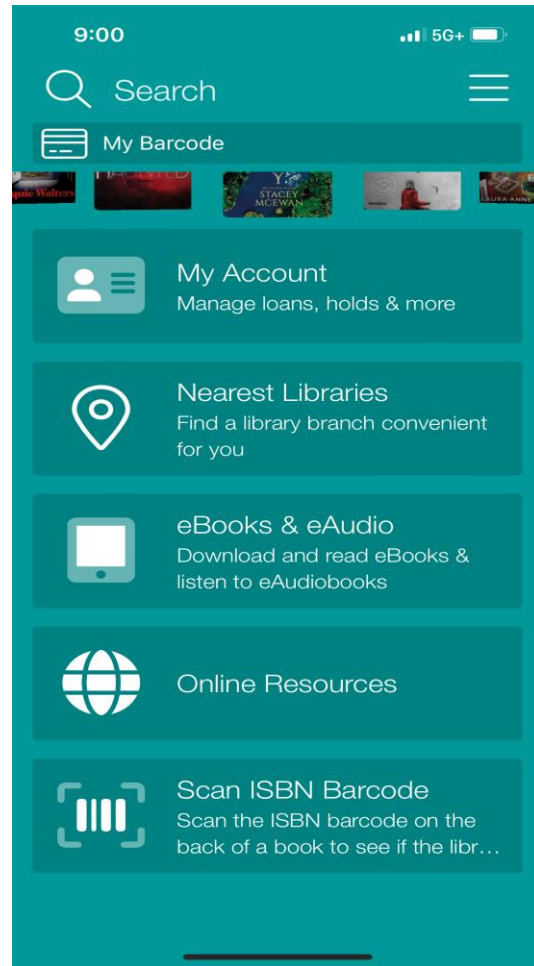
### Contact

920-849-4414 >

- ▶ Click on the library you are interested in, and you will see more information about that library.

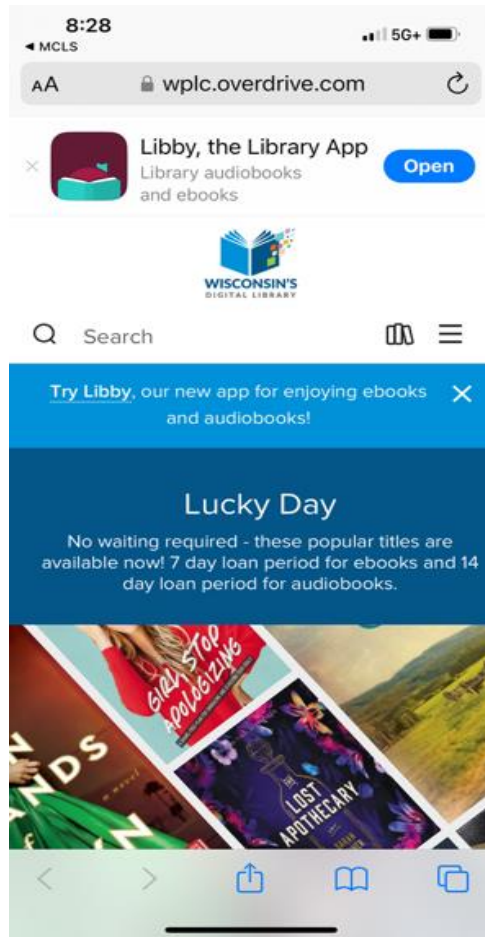
- ▶ Scroll down to see phone number, website and email address.

# HOME PAGE - eBooks & eAudio



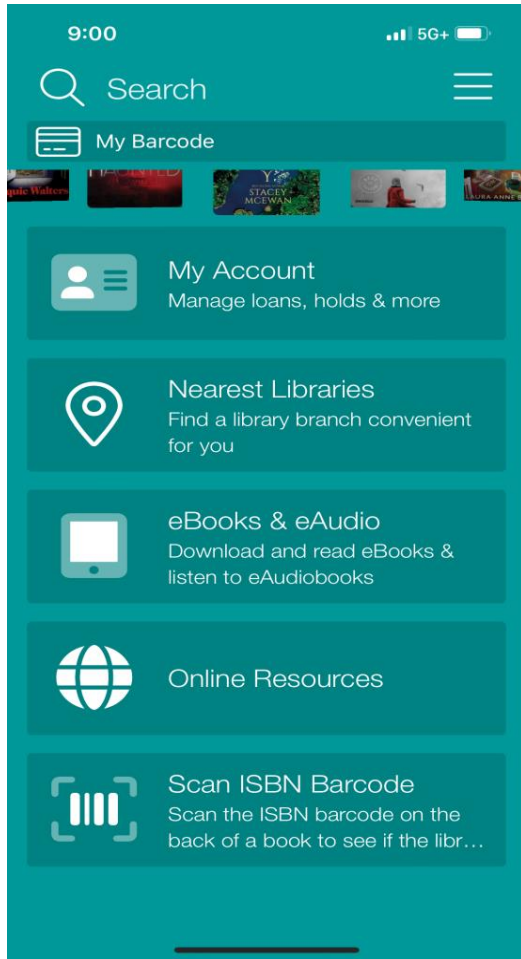
- ▶ Scroll down on the home page to see more options such as eBooks and eAudio.

# eBooks & eAudio



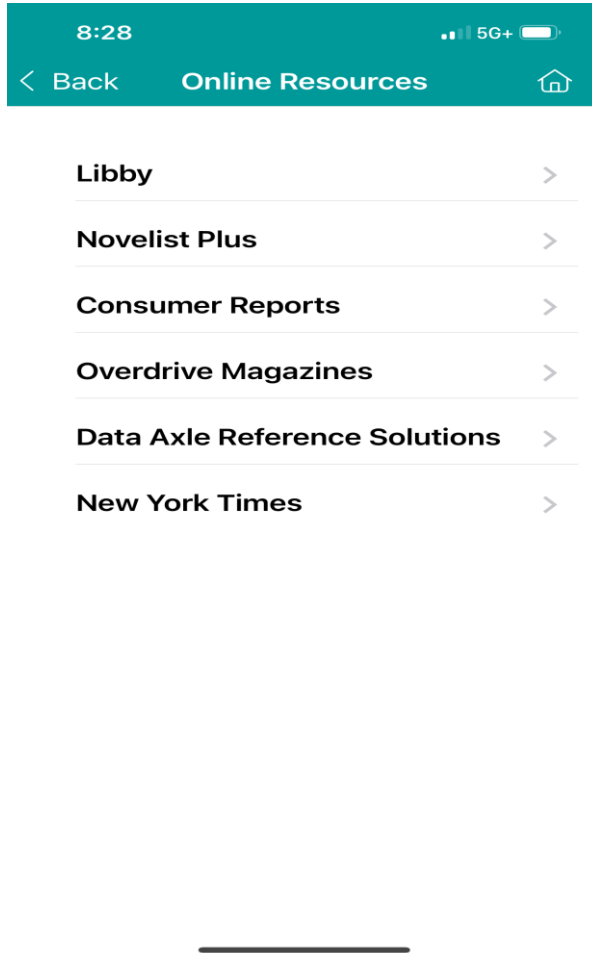
- ▶ Tapping on the eBooks & eAudio option, you will be able to load or use the Libby Library app.

# HOME PAGE - ONLINE RESOURCES



- ▶ Tap on the Online Resources option to see what databases you have access to from all the libraries.

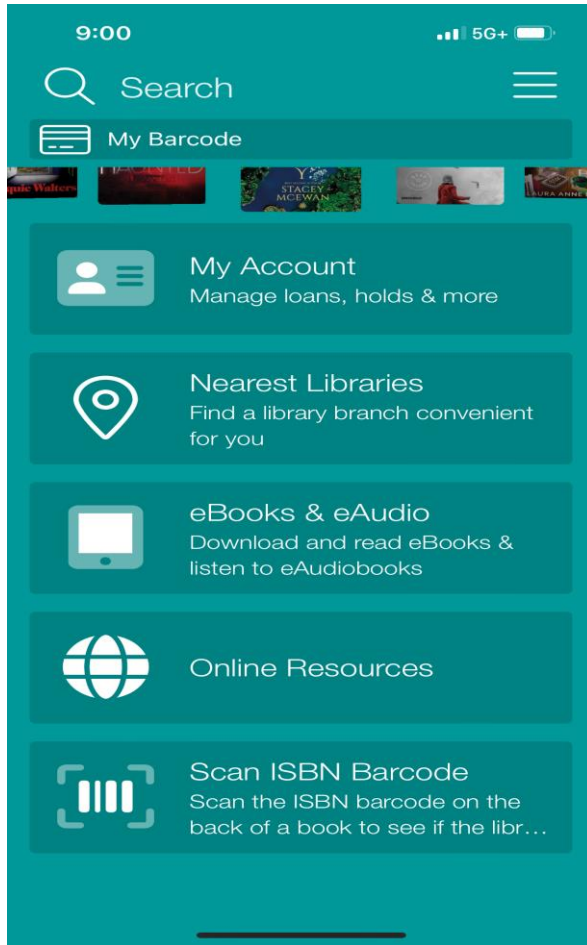
# ONLINE RESOURCES



- ▶ From this screen you can tap on the database you want to use.
- ▶ You might have to search your library and/or re-enter your library barcode to access the information.

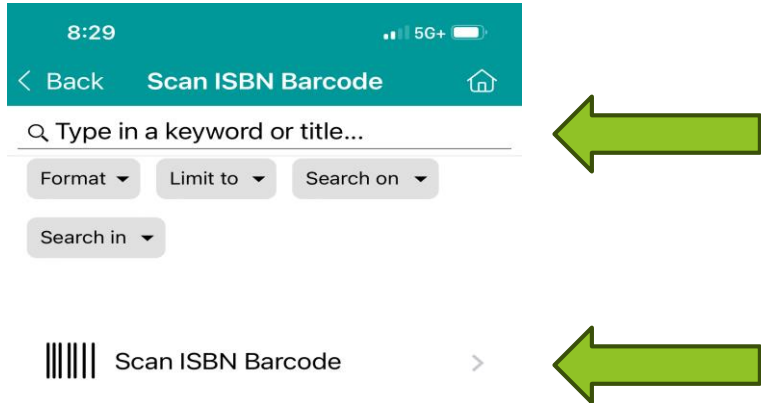


# HOME PAGE - SCAN ISBN BARCODE



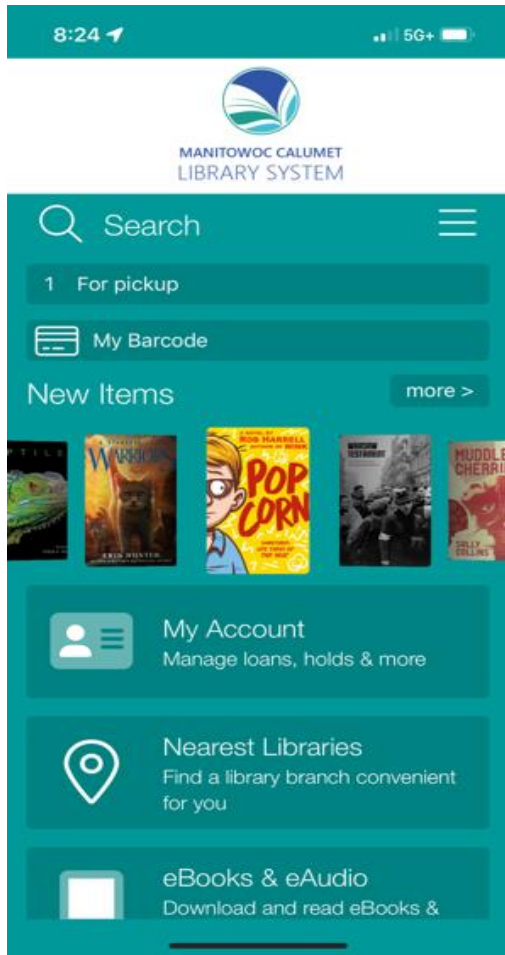
- ▶ When out shopping or with a friend that is reading a book that you might want to read, tap on the scan ISBN barcode option.

# SCAN ISBN BARCODE



- ▶ You can type in the title or use your phone camera to scan the ISBN.
- ▶ This will allow you to find out if a library has it.
- ▶ If it does, you can immediately place a hold on it by tapping on the title within your search results.

# HOME PAGE



- ▶ Manitowoc Calumet Library System App.
- ▶ Very easy to use.
- ▶ If you have any questions, please feel free to contact your library.